




**GD GOENKA PUBLIC SCHOOL, ARRAH**

• HIGHER • STRONGER • BRIGHTER

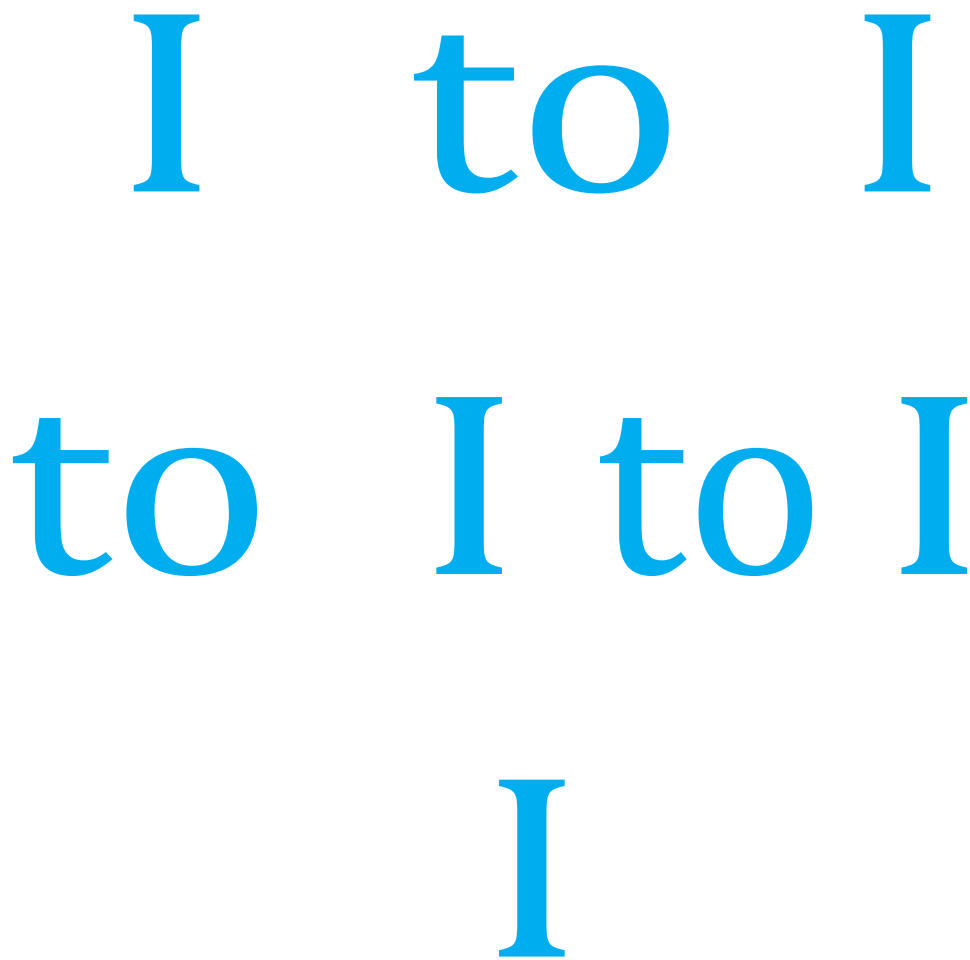


Holiday  
ENGAGEMENT  
ENRICH YOUR  
SUBJECT  
KNOWLEDGE



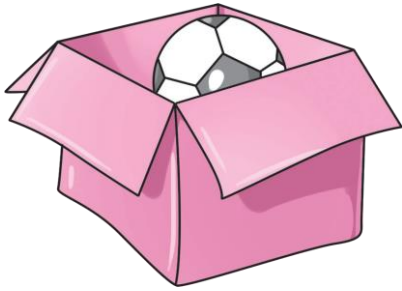
GRADE - KG

Read out 'I am a girl' or 'I am a  
boy'. Circle 'I'



I to I  
to I to I  
I

Where is the ball?



Say-It is **in** the box.

Say-It is **in** the hand.

Read the words and circle the samewords in each row.

**in** I in and in to

**and** in in and and

**to** I in to in to

**in** in and to in and

Read the words and match the words.

<b>in</b>	my	<b>my</b>
<b>my</b>	to	<b>and</b>
<b>to</b>	<b>in</b>	<b>in</b>
<b>in</b>	and	<b>my</b>
<b>my</b>		<b>to</b>

Say these sentences.

**He is** a boy.



**She is** a girl.



Circle the word 'the' to take the rabbit to the carrot

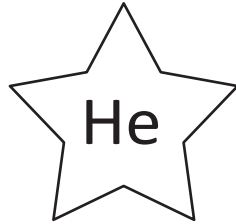



Colour the  stars as given below.

He in 

She in 

is in 



## SUBJECT - MATHS



Write the missing number

1		3		5
	7	8	9	
11	12		14	
	17	18		20
21		23	24	
26	27			30
	32	33	34	
36		38		40
41	42		44	45
46		48		50

# Number Writing



1

One



2

Two



3

Three



4

Four



5

Five



6

Six



7

Seven



8

Eight



9

Nine



10

Ten



# Before, After and Between

Fill in the numbers Before, After and Between

\_\_\_, 9

2, \_\_\_, 4

5, \_\_\_

\_\_\_, 4

4, \_\_\_, 6

7, \_\_\_

\_\_\_, 5

6, \_\_\_, 8

6, \_\_\_

\_\_\_, 10

3, \_\_\_, 5

2, \_\_\_

\_\_\_, 6

9, \_\_\_, 11

8, \_\_\_

\_\_\_, 7

5, \_\_\_, 7

9, \_\_\_

\_\_\_, 3

7, \_\_\_, 9

3, \_\_\_


\_\_\_, 8

1, \_\_\_, 3

4, \_\_\_



DIRECTION : Match each shape to its corresponding name.



● oval

● diamond

● square

● triangle

● circle

● heart

● rectangle

● star

# COUNT AND WRITE

 +  = 3

+  = 3

 +  =

=

 +  =

=

 +  =

=

 +  =


=

 +  =

=

 +  =

=

 +  =

=

SUBJECT – HINDI

समान वर्ण को मिलान करो

अ

इ

आ

उ

ए

ऊ

ई

आ

उ

ई

ऊ

अ

# बिना मात्रा के शब्द

२ अक्षर वाले रिक्त स्थान भरें



न\_\_



फ\_\_



ज\_\_



घ\_\_



ब\_\_



ए\_\_



ख\_\_



र\_\_



ह\_\_



व\_\_



ब\_\_



ध\_\_

एक अक्षर के साथ अलग-अलग अक्षर जोड़कर शब्द बनाना सीखे।

क	ल	कल
	म	कम
	प	कप

फ	ल	
	न	
	ट	

स	र	
	ब	
	च	

आ	प	
	म	
	ग	

ह	म	
	ल	
	क	

म	न	
	ल	
	र	

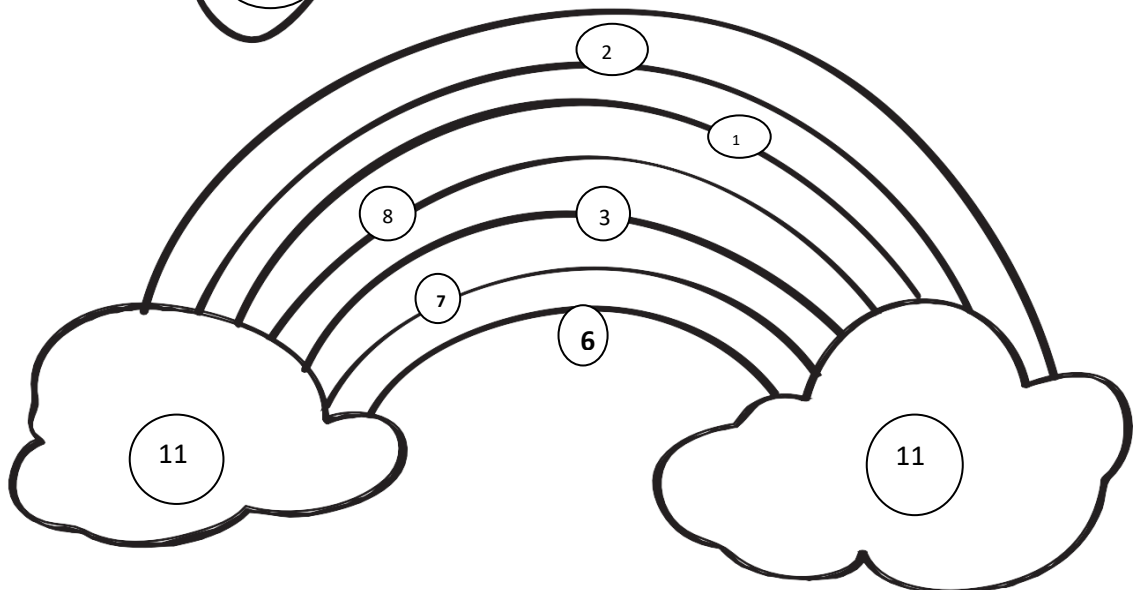
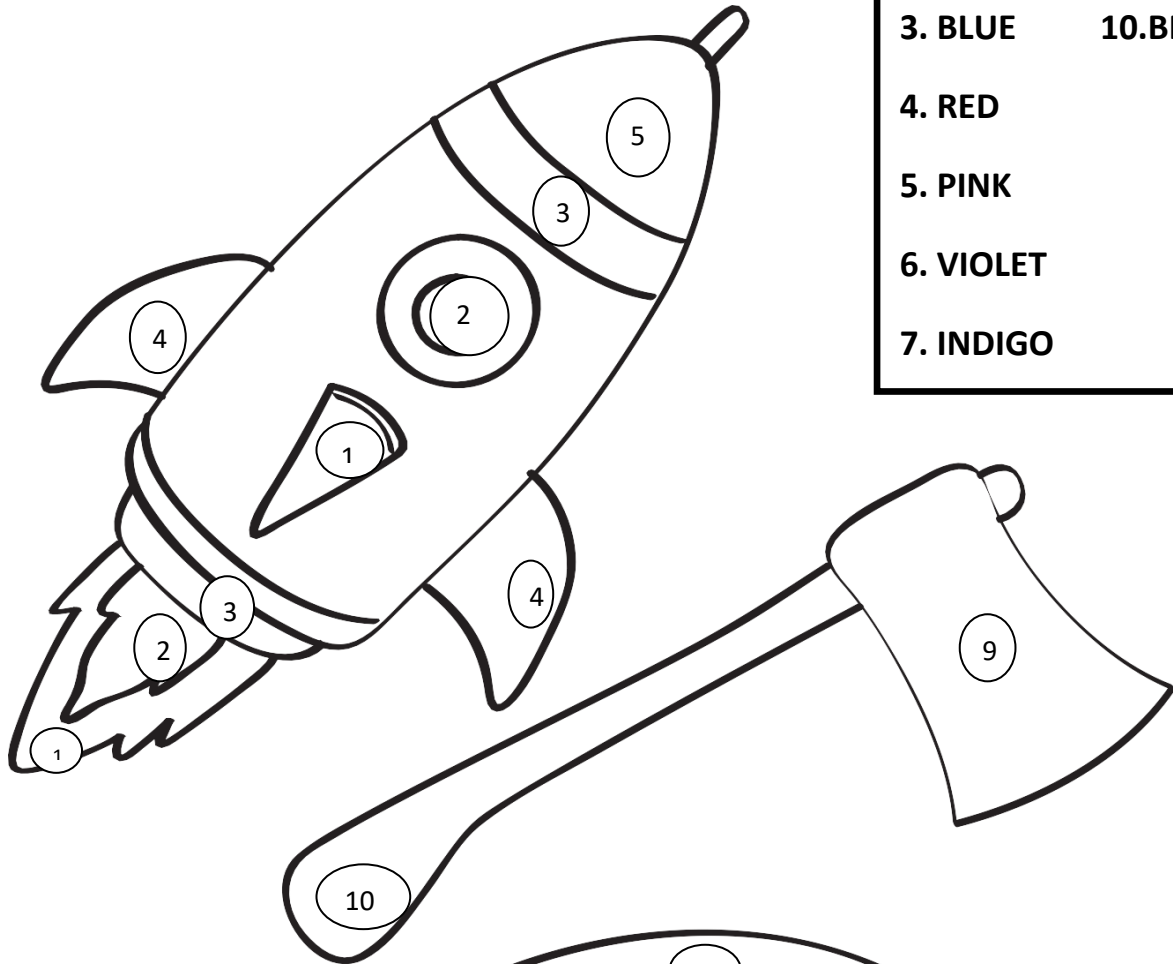


# SUBJECT – ART

COLOUR THE PICTURES GIVEN BELLOW

(MATCHING WITH COLOUR CODE )

COLOURS CODE	
1. YELLOW	8. GREEN
2. ORANGE	9. GREY
3. BLUE	10. BROWN
4. RED	
5. PINK	
6. VIOLET	
7. INDIGO	



**COLOURS CODE**

**1. RED**

**2. YELLOW**

**3. BLACK**

**4. BROWN**

**5. GREY**

**6. WHITE**

